



Contents lists available at ScienceDirect

The Journal of Systems and Software

journal homepage: www.elsevier.com/locate/jss

Google summer of code: Student motivations and contributions

Jefferson O. Silva^{a,b,*}, Igor Wiese^c, Daniel M. German^d, Christoph Treude^e,
Marco A. Gerosa^f, Igor Steinmacher^c

^a Pontifical University of São Paulo (PUC-SP) Rua Marquês de Paranaguá, 111 São Paulo, SP, Brazil, 01303-050

^b Brazilian Network Information Center (NIC.br) São Paulo, SP, Brazil

^c Federal University of Technology, Campo Mourão, Brazil

^d University of Victoria, Victoria, Canada

^e University of Adelaide, Adelaide, Australia

^f Northern Arizona University, Flagstaff, USA

ARTICLE INFO

Article history:

Received 1 December 2018

Revised 23 October 2019

Accepted 2 December 2019

Available online xxx

2018 MSC:

00-01

99-00

Keywords:

Google summer of code

Motivation

Newcomers

Open source software

ABSTRACT

Several open source software (OSS) projects participate in engagement programs like Summers of Code expecting to foster newcomers' onboarding and receive contributions. However, scant empirical evidence identifies why students join such programs. In this paper, we study the well-established Google Summer of Code (GSoC), which is a 3-month OSS engagement program that offers stipends and mentorship to students willing to contribute to OSS projects. We combined a survey (of students and mentors) and interviews (of students) to understand what motivates students to enter GSoC. Our results show that students enter GSoC for an enriching experience, and not necessarily to become frequent contributors. Our data suggest that, while stipends are an important motivator, students participate for work experience and the ability to enhance their resumé. We also discuss practical implications for students, mentors, OSS projects, and Summer of Code programs.

© 2019 Elsevier Inc. All rights reserved.

1. Introduction

Summer of Code programs promote software development by students over the course of a few months (Silva et al., 2017; Trainer et al., 2014b). By participating in these programs, Open Source Software (OSS) projects expect to increase newcomers' retention and code contribution (Trainer et al., 2014b). Examples of such programs include Google Summer of Code,¹ Rails Girls Summer of Code,² Julia Summer of Code,³ and Outreachy.⁴ Some Summer of Code programs are sponsored by well-known organizations, such as Facebook, Debian, and Google (Trainer et al., 2014b; 2014a). Students that participate in Summer of Code programs often have personal goals beyond becoming active OSS project contributors, such

as building their CV or receiving stipends (Tirole and Lerner, 2002; Lakhani and Wolf, 2005).

Previous research has mostly focused on new ways to attract developers into OSS (e.g., Meirelles et al. (2010); Santos et al. (2013)), to retain them as long-term contributors (e.g., Von Krogh et al. (2003); Fang and Neufeld (2009); Ducheneaut (2005)), and to mitigate onboarding barriers (e.g., Steinmacher et al. (2015b)). Regarding Summer of Code programs, the literature has focused on quantitative evaluations of the contributions made by the students during and after the programs (Schilling et al., 2012b) (for a few projects of the KDE community); and on the outcomes for the students that participated in these programs (Trainer et al., 2014b; 2014a; 2016). No research has focused on students' motivations to join an OSS project and the influence that participating in the program (such as the gain in reputation and the pecuniary benefits of joining the program) has on their motivations; neither has research explored mentors' (members of the OSS projects) perspectives on students' motivation.

Thus, the purpose of this study is to identify and understand what motivates students to participate in Google Summer of Code (GSoC) programs and to continue participating in the projects after the program ends. We chose to focus our study on GSoC because it is the oldest, largest, and best-known Summer of Code

* Corresponding author.

E-mail addresses: silvajo@pucsp.br, jefferson@nic.br (J.O. Silva), igor@utfpr.edu.br (I. Wiese), dmg@uvic.ca (D.M. German), christoph.treude@adelaide.edu.au (C. Treude), marco.gerosa@nau.edu (M.A. Gerosa), igorfs@utfpr.edu.br (I. Steinmacher).

¹ <http://developers.google.com/open-source/gsoc/>.

² <http://railsgirlssummerofcode.org/>.

³ <https://julialang.org/soc/archive.html>.

⁴ <http://www.outreachy.org/>.

program. We collected data by means of surveys and interviews with students and mentors in order to promote triangulation of data sources. We designed the following research questions (RQ) to guide our research:

RQ1 According to students, what motivates them to participate in Summer of Code programs?

RQ2 According to mentors, what motivates students to participate in Summer of Code programs?

Our findings suggest that most students participate in Summer of Code programs to acquire experiences and technical skills that can be used later for career building. Nevertheless, for a small number of students, their desire to contribute to an OSS project—even after the programs—is more than a participation bonus, but an experience they do not want to forgo. We conjecture that OSS projects could increase the odds of achieving students' retention by providing the students with participation rewards (e.g., certificates) aligned with the students' interests (e.g., career building).

2. Background and related work

In this section, we summarize studies that tackled not only the newcomers' self-guided involvement in OSS projects but also their involvement through Summers of Code. We start by explaining what Google Summer of Code is, how it works, and why we chose to study it.

2.1. Google summer of code

Google Summer of Code (GSoC) is a worldwide annual program sponsored by Google that offers students a stipend to write code for OSS for three months. We chose to study GSoC because it: is best-known compared to other programs; has been in operation since 2005; every year recruits lots of students from all over the world; and provides students with a comprehensive set of rewards, including participating in a well-known company's program, community bonding, skill development, fun, career advancement, peer recognition, and a stipend (Trainer et al., 2014b).

Among its goals, GSoC aims to "Inspire young developers to begin participating in OSS development," and "Help OSS projects identify and bring in new developers and committers."⁵ At the time of this writing, Google paid 3000 to 6600 USD (depending on the country) for students who successfully complete all phases of the program.

Applicants must write and submit project proposals to the OSS projects (previously approved by Google) they wish to work for. Accepted students spend a month learning about the organization's community and then three months implementing their contribution, which is evaluated by the mentors before they receive the final payment.

2.2. Summer of code programs

Summer of Code programs are becoming a common initiative to bring more contributors to OSS (e.g., Google Summer of Code, Julia Summer of Code), and to increase diversity (e.g., Outreachy, Rails Girls Summer of Code). Given Summer of Code's apparent success, some researchers have targeted these programs to understand students' retention. For example, Schilling et al. (2012b, 2011) used the concepts of Person-Job (the congruence between an applicant's desire and job supplies) and Person-Team (the applicant's level of interpersonal compatibility with the existing team) from the recruitment literature. They found that intermediate (4–94 commits) and high (>94 commits) levels of previous development

were strongly associated with retention. Trainer et al. (2014a) interviewed 15 students and identified the students gained new software engineering skills, and the students used their participation for career advancement. Trainer et al. (2014a) also found that mentors faced several challenges. In another study, Trainer et al. (2014b) analyzed 22 GSoC projects in the scientific software domain to understand GSoC outcomes. They found that GSoC facilitated the creation of strong ties between mentors and students, reporting that 18% of the students (n=22) became mentors in subsequent editions.

2.3. Motivation

A conventional understanding among researchers seems to be that motivation refers to psychological needs that require satisfaction (Deci and Ryan, 1999). These needs can be acquired through the influence of the environment or they can be innate (Mason, 2012). As with other practitioners, software engineers are influenced by their motivational state, which can determine the success or failure of software projects (Beecham et al., 2008).

We focus on the OSS context, and it is out of the scope of this study to provide an exhaustive systematic review of motivational theories. Instead, we chose to study students' motivation using the constructs of intrinsic and extrinsic motivation and the Self-Determination Theory (SDT), which have been frequently used to analyze OSS project developers (see Benbya and Belbaly (2010) and von Krogh et al. (2012) for a review).

Intrinsically motivated behaviors do not require any 'rewards' other than those obtained from the satisfaction of performing them (Deci and Ryan, 1999). In contrast, extrinsically motivated behaviors comprise the pursuit of external rewards or the consequences derived from their performance (Scott Rigby et al., 1992). Extrinsically motivated behaviors can undergo an internalization process, in which they are performed in various degrees of self-determination, including autonomously (Scott Rigby et al., 1992).

The SDT is a general motivational theory, which is concerned with motivation behind individual choices (Deci and Ryan, 1999). Several researchers built upon SDT to explain the heterogeneous nature of individual's motivation in a broad range of domains (Benbya and Belbaly, 2010; Deci and Ryan, 1999), including OSS developers' motivation to contribute voluntarily to OSS projects. For example, several empirical studies found intrinsic motivation factors that played a significant role in motivating OSS developers, such as: *ideology* (Lakhani and Wolf, 2005; Ghosh, 2005) *altruism* (Ghosh, 2005; Bitzer et al., 2007; Haruvy et al., 2003); *kinship* *amidity* (Lakhani and Wolf, 2005; David and Shapiro, 2008); and *enjoyment and fun* (Shah, 2006; Lakhani and Wolf, 2005)

Several internalized extrinsic motivation factors were found to be important, such as *reputation* (Ghosh, 2005; Spaeth et al., 2008; Lakhani and Von Hippel, 2003); *reciprocity* (Lakhani and Wolf, 2005; Lakhani and Von Hippel, 2003); *learning* (Ghosh, 2005; Spaeth et al., 2008; Hippel and Krogh, 2003); and *own use value* (Lakhani and Wolf, 2005; Ghosh, 2005; Hars and Ou, 2002). We highlight that the most commonly cited extrinsic motivation factors are *career building* (Tirole and Lerner, 2002; Hars and Ou, 2002) and *stipends* (Lakhani and Wolf, 2005; Hars and Ou, 2002; Luthiger and Jungwirth, 2007).

2.4. Newcomers' Onboarding

Typically, studies on retention take the perspective of the individual developer. Thereby, intrinsic motivation (e.g., Lakhani and Wolf (2005); Hars and Ou (2002)), *social ties* with team members (e.g., Fagerholm et al. (2014); Steinmacher et al., 2015; Steinmacher et al., 2014), *mentoring* (e.g., Schilling et al. (2012a)), *project*

⁵ <https://google.github.io/gsocguides/student/>.

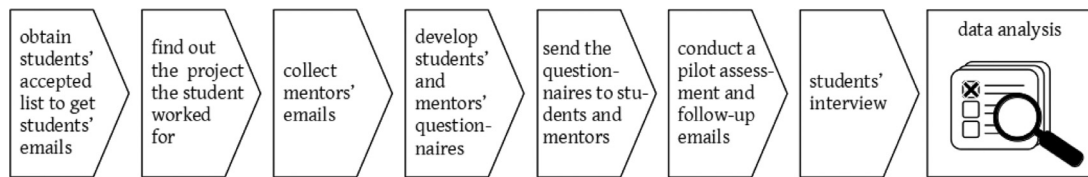


Fig. 1. Research Method.

characteristics (e.g., Santos et al. (2013); Colazo and Fang (2009); Meirelles et al. (2010)), ideology (e.g., Stewart and Gosain (2006)), and incentives and rewards (e.g., Hann et al. (2002); Krishnamurthy et al. (2014)) have been found most relevant for OSS developers to continue contributing.

Zhou and Mockus (2012) worked on identifying newcomers who are more likely to continue contributing. They found that the *individual's willingness* and the *project's climate* were associated with the odds that an individual would become a long-term contributor. Similarly, Wang and colleagues (Wang et al., 2018) proposed a prediction model to measure the chance for an OSS software developer to become a long-term contributor. The authors found that *willingness* and the *environment* were associated with newcomers becoming long-term contributors.

Fang and Neufeld (2009) built upon the Legitimate Peripheral Participation (LPP) theory (Lave and Wenger, 1991) to understand developers' motivation. Results from qualitative analyses revealed that *initial conditions to participate* did not adequately predict long-term participation, but that *situated learning* and *identity construction* behaviors were positively linked to sustained participation. From another perspective (including LPP lens), Sholler et al. (2019) built upon existing literature to provide rules for helping newcomers become contributors to OSS projects.

3. Research method

To answer our RQs, we conducted surveys with students and mentors and follow-up interviews with students. We conducted surveys not only to assess the motivational factors we found in the current literature but also to uncover potential new ones. Fig. 1 outlines the research method we followed.

3.1. Contact information collection

We used the accepted students' list, published by Google, which contains the students' and the OSS organizations' names. Based on this information, we investigated which specific project a student worked for, considering all the OSS projects under each organization. For example, although Google reports that the Apache Software Foundation (organization) accepted participant John Doe, we still do not know for which Apache project John worked. We considered that we found their emails when we had clear evidence linking the student with their corresponding project name. For instance, when we found a student web blog or professional resumé describing their experience in the program, or when we found their messages about the program in projects' discussion lists.

As the collection and verification of each student project is laborious and time-consuming, we limited our analysis to the GSoC 2010–2015 editions, in which approximately 7000 students participated.⁶ By the end of this step, we had gathered the emails of 1000 students and 730 mentors.

3.1.1. Questionnaire design and administration

We used questionnaires as a data collection method, following Fink's advice on how to design surveys (Fink, 1995). We asked

students⁷ about their contributions to OSS before and after GSoC (questions 1–5) and general questions about their participation in GSoC (questions 6–13). We also asked them questions that further explored the relationship between stipends and participation in GSoC (questions 14–15) and whether they would enter a hypothetical-GSoC that offered all motivational factors but one (question 16), which allowed us to rank and examine how essential these factors were. We concluded by asking them about demographic information at the time of their first participation (questions 17–22).

We designed the mentors' questionnaire⁸ using the same structure as the students', with the difference that mentors had to answer about their students in general. It is worth emphasizing that we are aware that the mentors' answers may not refer to the students in our sample but they can provide a more complementary point of view.

We conducted a pilot assessment of the questionnaire with 2 GSoC 2015 students. After minor adjustments, we sent out emails inviting students to participate in this research. We employed principles for increasing survey participation (Smith et al., 2013), such as sending personalized invitations, allowing participants to remain anonymous and sending follow up emails.

We sent out 1000 survey invitations ($\approx 14\%$ of the total GSoC students for the investigated period) to students and received answers from 141 students (14.1% response rate). We also sent out 730 survey invitations to mentors, and we received 53 responses (7.3% response rate). The number of survey invitations sent out to mentors is smaller than that of the students because a considerable number of mentors participate in more than one GSoC edition.

3.2. Analysis of survey responses

We employed descriptive statistics for analyzing the answers to the closed-ended questions and open coding and axial coding (Strauss and Corbin, 1998) for the open-ended ones. Open coding involves identifying codes and their properties in the data. Axial coding involves merging codes in order to reveal concepts and categories via a combination of inductive and deductive thinking (Creswell, 2012).

The first author performed the open coding in the first stage, which resulted in 481 different codes. Two other authors collaborated to derive the 17 concepts from these codes. In the second stage, a third author reviewed the concepts and collaborated in the generation of the 7 categories presented in Table 2.

With our findings, we provide a selection of representative quotes from students and mentors, denoted respectively by $S_{\#}$, and $M_{\#}$, with their IDs in subscript. We also show in parentheses how many participants mentioned a category or concept. The counts represent how much evidence the data analysis yielded for each theme; they do not necessarily mean the importance of a theme.

⁷ The students' questionnaire is available at <http://docs.google.com/forms/students>.

⁸ The mentors' questionnaire can be accessed at <http://docs.google.com/forms/mentors>.

Table 1
Students' count per country of residence at the time of first participation.

Country of residence	Count of countries	Count of students per country	% of students per country
India	1	33	23.4
USA	1	21	14.9
Brazil	1	8	5.7
Russia	1	7	5.0
Spain	1	6	4.3
Canada, France, Poland	3	5	3.5
Romania, Sri Lanka	2	4	2.8
Argentina, Germany, Ukraine	3	3	2.1
Austria, Hungary, Portugal, United Kingdom	4	2	1.4
Australia, Belarus, Bosnia, China, Croatia, Czech Republic, Denmark, Egypt, Finland, Greece, Italy, Netherlands, New Zealand, Peru, South Africa, Sweden	17	1	0.7
Did not answer	-	10	7.1
Total	34	141	100.0

3.3. Semi-structured interviews

We interviewed the surveyed students who volunteered for follow-up online interviews to illuminate some motivation factors that were still unclear. In addition, we wanted to get their perception of the coding scheme we derived during the survey analysis. We crafted the interview questions following Merriam's (2009) advice to stimulate interviewee responses.

We sent out 43 invitation emails and received 10 positive responses. The interviews lasted, on average, 23 min. At the end of the interviews, we presented and explained our coding scheme derived from the survey analysis, and asked for changes or insights that the students might have. Two interviewees suggested minor changes, such as including buying hardware equipment as one of the covered expenses.

3.4. Sample characterization

Our sample comprises 112 male students, two females, and two self-identified as other. The predominant age for the first participation in GSoC was between 21–25 years old (63), followed by 18–20 years old (45). A minority of students were between 26–30 years old (26) and 31–40 years old (7). Regarding education, the respondents were mostly undergraduate students (58) or held a bachelor degree (41) students. A smaller number of students were graduate students (7) or held a graduate degree (6). Most participants had previous development experience ranging from 2 to 4 years (62), and 5–9 years (41).

In comparison, GSoC published statistics on students' demographics for GSoC 2014⁹ (we could not find other years' detailed statistics). For that year, 10% of the students were females, \approx 68% of them were undergraduates, and they were typically between 18–25 years old. Our sample matches these features.

We also analyzed the students' distribution per country, shown in Table 1. We received answers from participants from 34 countries. Approximately 23% of the students resided in India and \approx 15% of them in the USA. In comparison with GSoC published statistics from 2013,¹⁰ 2014,¹¹ and 2015,¹² the sample is also representative regarding country.

3.4.1. Demographic information about mentors

All respondent mentors identified as males (53). Half of them were between 31–40 years old (27), 15 were more than 40, 10

were between 26–30, and only one was between 21–25. The respondents participated (as mentors) in: 1 edition (10); 2 editions (15); 3 editions (13); 5 editions (11); 6 editions (2); 7 editions (1); and 11 editions (1). Most mentors had more than ten years (44) of development experience, with a few that had seven years (5), six years (2), five years (1), and eight years (1).

4. Findings

In this section, we present our findings.

4.1. Students' motivations to join GSoC (RQ1)

Based on the literature (e.g., Beecham et al. (2008)), we asked how essential the following motivation factors were for the students to participate in a hypothetical-GSoC that offered all factors but one: career building (Q1); an entry gateway to OSS projects (Q2); peer recognition (Q3); stipends (Q4); and intellectual stimulation, such as a technical challenge (Q5). Fig. 2 depicts when they agreed or strongly agreed (5-level Likert items). We considered a motivation factor essential when the students reported they would give up entering the hypothetical-GSoC without that factor.

In Fig. 3a, we offer an alternative perspective, with the students' responses presented in a graph, highlighting counts, proportions, and how the motivation factors relate to each other in pairs. Each node in this figure indicates the number of students who considered that factor essential. Node sizes are proportional to the counts. The edges depict the counts in the intersection of two motivation factors. Percentages show the proportion of the intersection in relation to a node (i.e., motivation factor). In Fig. 3b, we decompose the students' response counts into sets and subsets, with the results shown in a Venn diagram.

The analysis of students' textual answers yielded motivation factors other than the ones that triggered our investigation, such as *learning* and *academic* concerns. Table 2 presents all the concepts and categories derived from the students' answers.

For readability concerns, we adopt the following convention to present the results in Table 2. Concepts are presented in True Type font (*concept*) (1). Categories are presented in italics (*category*) (1). Totals are presented in boldface (**total**) (1). In all cases, the numbers in parentheses depict the counts. It is worth noting that all students that participated in the follow-up interviews validated the concepts and categories presented in Table 2. As S_9 representatively said at the end of the interview: "Yeah, I mean, I can see myself interested in many of these points [the categories] right, I did it [GSoC] for most of them."

⁹ <https://opensource.googleblog.com/2014/06/gsoc-2014-by-numbers.html>.

¹⁰ <https://opensource.googleblog.com/2013/06/gsoc-2013-full-of.html>.

¹¹ <https://opensource.googleblog.com/2014/05/gsoc-2014-by-numbers.html>.

¹² <https://opensource.googleblog.com/2015/05/gsoc-2015-stats-about.html>.

Table 2
What motivates students to participate in Google Summer of Code?

Categories (gray) and codes (white)	# of students (%)	# of mentors (%)
Stipends (generic mentions)	34 (24)	21 (40)
Compensation for a provided service	10 (7)	0 (0)
Source of funding	13 (9)	2 (4)
Payment of studies or tuition	13 (9)	0 (0)
Project members	12 (9)	0 (0)
Currency conversion	2 (1)	1 (2)
Total	84 (60)	24 (45)
Contribution to OSS (generic mentions)	27 (19)	2 (4)
Interaction with mentor or other members	21 (15)	5 (9)
OSS philosophy and culture	16 (6)	0 (0)
GSoC lowers entry barriers	9 (6)	0 (0)
OSS/GSoC project itself	8 (15)	1 (2)
Total	81 (57)	8 (15)
Learning (generic mentions)	5 (4)	4 (8)
Real-world development experience	51 (36)	13 (25)
Improvement of skills other than development	2 (1)	0 (0)
Total	58 (41)	17 (32)
Career building (generic mentions)	7 (5)	0 (0)
GSoC looks good on CV	31 (22)	9 (17)
Total	38 (27)	9 (17)
Academic (generic mentions)	7 (5)	1 (2)
Course credit	2 (1)	1 (2)
Internships or summer projects	15 (11)	4 (8)
Research purposes	4 (3)	2 (4)
Total	24 (17)	6 (11)
Peer recognition (generic mentions)	0 (0)	1 (2)
Prestige or bragging rights	9 (6)	1 (2)
Total	9 (6)	2 (4)
Intellectual stimulation (generic mentions)	0 (0)	0 (0)
Technically challenging work	5 (4)	2 (4)
Total	5 (4)	2 (4)

4.1.1. Career building

Approximately 44% of the students considered adding the GSoC experience to their CV essential (see Q1 in Figs. 2 and 3), preferring not to participate otherwise. Aside from *technical challenge*, *career building* was the motivation factor students were the least divided about, with $\approx 20\%$ of them being neutral on whether it was essential. Fig. 3a depicts that the students motivated by *career building* were also mostly motivated by *technical challenge* (84%) followed by *contribution to OSS* (58%). Fig. 3b reveals that only one student was purely motivated by *career building*.

We also analyzed students' textual answers to obtain additional information, which resulted in the concepts and categories shown

in Table 2 (see *career building*). The analysis revealed, though not exclusively, that the students who mentioned the career as a motive for participation (27%) mostly entered the program because GSoC would look good on their CVs (31). Examples include S₇₉: "(...) adding the 'Google' keyword on a resume was a good plus," and; S₁₀₆: "I needed some real experience to my CV."

While a few other students considered *career building* (7) to be among their primary motivation, their mentions were only vague, as per S₃₉: "I participated [in GSoC] because it was a great opportunity for my career." Moreover, **career building** (38) was a concern for several interviewees who declared they would not have given it up (5), revealing that their careers would still benefit

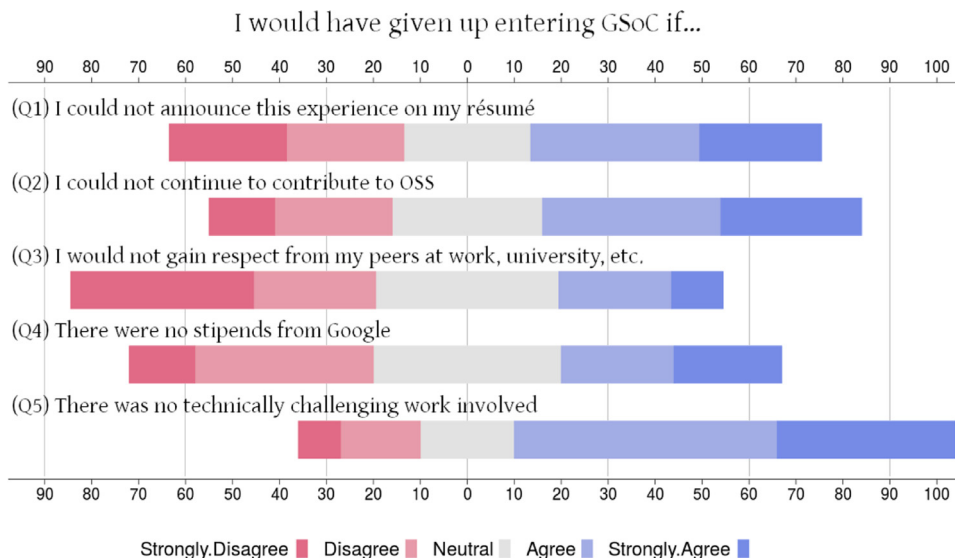
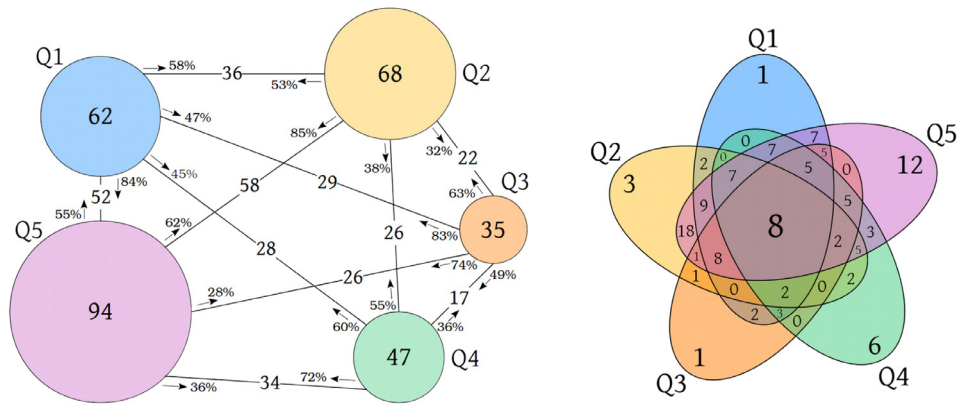


Fig. 2. Students' assessment of motivation factors for participating in GSoC.



(a) Nodes represent the number of students who agreed (or strongly) that a motivation was essential. Edges represent the number of students who agreed (or strongly) for two motivations.

(b) Venn diagram representation of the surveyed students who agreed (or strongly) that a motivation was essential for participation.

Fig. 3. Surveyed students' motivation count in a graph (a) and in a Venn diagram (b). Career building (Q1); contribute to OSS (Q2); peer recognition (Q3); stipends (Q4); technical challenge (Q5).

Table 3

Before GSoC, did you contribute to the project you've chosen for the program?

Responses	Count (%)
Never	79 (56.0)
Rarely	19 (13.5)
Occasionally	10 (7.1)
Frequently	14 (9.9)
My project started in GSoC	13 (9.2)
Core member	6 (4.3)

Table 4

Before GSoC, did you contribute to OSS projects other than your own?

Responses	Count (%)
Never	49 (34.7)
Rarely	46 (32.6)
Occasionally	24 (17.0)
Frequently	22 (15.6)

from the: real-world development experience (3); and interacting with OSS project members (2).

4.1.2. Contribution to OSS

The students who explicitly stated they entered GSoC because they were motivated by contributing to OSS were grouped into the **contribution to OSS** (81) category (see Table 2).

Some students mentioned being driven by the GSoC/OSS project itself (8), such as S₁₃₆: "I wanted to add a feature to an open source media player, and I felt like GSoC would motivate me to implement this feature," and; S₈₅: "I was interested in contributing to Free/Open source libraries." The students did not mention they were interested in becoming frequent contributors.

We found cases of students who entered GSoC motivated by the OSS culture and philosophy (16), such as S₇₃ who said: "I'm passionate about FOSS and all philosophy around it," and; S₅₈: "I was always attracted to the idea of contributing code for good."

Several OSS projects are known for having high entry barriers for newcomers (Steinmacher et al., 2014), and in some cases, students considered that GSoC lowers entry barriers (9), such as S₁₃₅: "I wanted to get involved developing OSS but found there to be a high barrier to entry (...) The goal for me was primarily to help break into the OSS community, which felt difficult to penetrate at the time." More often, students considered GSoC an opportunity to interact with OSS mentor or other community members (21), such as S₄₈, who said: "It was a chance to interact with an OSS community." Although most students were not contributors to the GSoC projects before kickoff (see Table 3), a significant minority (44%) had already contributed. Also, most of them reported having some previous experience contributing to OSS projects (see Table 4).

We also found students (2) that engaged in OSS projects to increase their odds of participating in GSoC. As evidenced by S₃: "I knew I had to do GSoC for which I started contributing to FOSS." This confirms what we found in students' and mentors' blogs,¹³ such as tips on how to be accepted, suggesting that the candidates get involved with the community to increase their chances. We also found this advice in community wikis: "Previous contributions to Octave are a condition for acceptance. In this way, we hope to select students who are familiar with the codebase and able to start their project quickly."¹⁴ Another strategy employed by students (2) was to select projects in which few other students would be interested.

Fig. 4 illustrates the relationship between the self-reported contribution frequency to OSS projects before kickoff and the assigned GSoC projects after the program. We can observe that 75 students (≈ 53%) reported an increase in contribution frequencies after GSoC. The 29 students (≈ 21%) who before GSoC had occasionally (at most) contributed to OSS projects remained as such after the program concerning contributions to the GSoC projects. Also, the 13 students (≈ 9%) who self-reported to be frequent contributors to OSS projects before the program remained as such after the program concerning contributions to GSoC projects. In contrast, 24 students (≈ 17%) lowered their contributions to GSoC projects compared to how frequently they contributed to OSS projects before the program's kickoff.

Contributing to OSS projects was ranked as the second most essential motivator (see Fig. 2a), which is also confirmed by the students' coding (see Table 2). In addition, most students entered GSoC with intentions to continue contributing ('Yes' and 'Definitely', which totals ≈ 57%) (see Table 5). Furthermore, around one third

¹³ <https://danielpocock.com/getting-selected-for-google-summer-of-code-2016>.

¹⁴ https://wiki.octave.org/GSoC_2018_application.

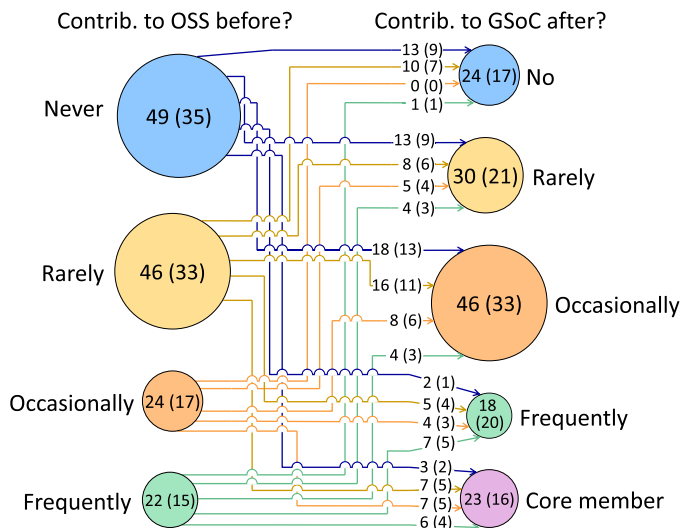


Fig. 4. Contribution frequency to OSS Before and to the GSoC projects After the program. Students' count (%).

of the students reported contributing frequently ($\approx 13\%$) after the program or became a core member of the project ($\approx 16\%$) (see Table 6). Together, these results suggest high retention rates. However, we interpret (and moderate) these results in light of our previous quantitative study (Silva et al., 2017), which revealed that only a fraction ($\approx 16\%$) of the students kept contributing after a few months. In this sense, this research confirms the work of Roberts et al. (2006), who found in a longitudinal study that initial developers' motivations did not translate into increased retention. Nevertheless, both this research and our previous work (Silva et al., 2017) suggest a small group of students indeed became frequent developers.

4.1.3. Peer recognition

Only a quarter of the students ($\approx 25\%$) considered *peer recognition* essential for participation (see Q3 in Figs. 2 and 3). Often, students referred to *peer recognition* concerning *prestige* (5) of the program among their peers or *bragging rights* (4).

4.1.4. Stipends

Around 30% of the students considered *stipends* essential for participating in GSoC, even though this motivation factor had the

largest number of neutral students (see Figs. 2 and 3). Some students revealed the roles the *stipends* played. In several cases, students used the *stipends* for the payment of their tuition (13).

Often, the *stipends* were used as a source of funding (13). We used this concept when the *stipends* were used for living expenses, such as explained by S₁₁₅: "I need to earn money for existence", and S₁₂₅: "I needed the stipend for living expenses."

During the interviews, we found that students used the *stipends* to buy hardware equipment (1), coded as source of funding (13). As S₄₇ said: "I used that [the stipends] to purchase hardware equipment so I could improve my development environment." Furthermore, we considered source of funding (13) when existing project members could dedicate time and efforts to their projects (2), such as S₆: "I was already contributing to the OSS project before the GSoC although that was in my free time. GSoC was a chance to really spend time for the project"; and S₁₁₁: "GSoC was a chance for us to have a core member work on the project full time instead of just in the spare time and this helped to get lots of development and some crucial refactoring done."

Alternatively, other students viewed stipends as compensation for either the service provided or the time spent, which we labeled stipends as compensation (10), such as explained by S₄₀: "I would prefer to get paid for my time. Otherwise, I would have contributed to open source without GSoC."

Many responses mentioned the stipends to be significant, such as S₈₄, who commented: "It was a really cool opportunity to [...] get a (huge) amount of money [...]". Since the stipends' role was not explicitly stated, we present these counts in the same line as the category. This rationale also was applied to students who were motivated by currency conversion (2) rates, such as S₁₃₇, who said: "For the financial incentive (which is quite a big amount in my country) and for the opportunity to contribute to OSS projects." These students resided in Sri Lanka and Belarus, respectively, when they participated in GSoC.

Stipend-motivated participation incited different sentiments in the students. Although most students' responses were neutral (120) towards the stipends, some responses had a positive tone (8), typically linking the payments to the heart of the program. As S₉₅ answered when asked if he would enter a no-stipend hypothetical-GSoC: "That's a weird question, the point of GSoC is the stipend, [otherwise] there wouldn't be any GSoC." On the other hand, we also identified a minority of students (3) with negative sentiments towards participation motivated by payments. As S₅₂ mentioned: "There are many people who try GSoC merely for the money! That's something of utter shame. People should contribute only if they're genuinely interested and not for the money."

4.1.5. Learning

Several students reported that the potential **learning** (58) experience provided by GSoC was among their motivations for participation, mostly for the real-world development experience (51), which means that the students wanted to improve their programming skills or be introduced to software engineering practices. As S₆₇ detailed: "I was looking for an internship/summer experience and GSoC caught my eye because it seems like a good way to improve programming skills (...)."

We also found evidence of some students motivated to enter GSoC because they wanted to gain other skills (2) (other than programming), such as S₉₉, who described his interest: "To improve English." In addition, a few students vaguely mentioned learning (5), without specifying what they wanted to learn.

Table 5

Before GSoC, did you intend to continue contributing to the project?

Responses	Count (%)
Not at all	8 (5.7)
No	11 (7.8)
Maybe	42 (29.8)
Yes	40 (28.4)
Definitely yes	40 (28.4)

Table 6

Have you actually continued contributing?

Responses	Count (%)
No	24 (17.0)
Rarely	30 (21.3)
Occasionally	46 (32.6)
Frequently	18 (12.8)
Core member	23 (16.3)

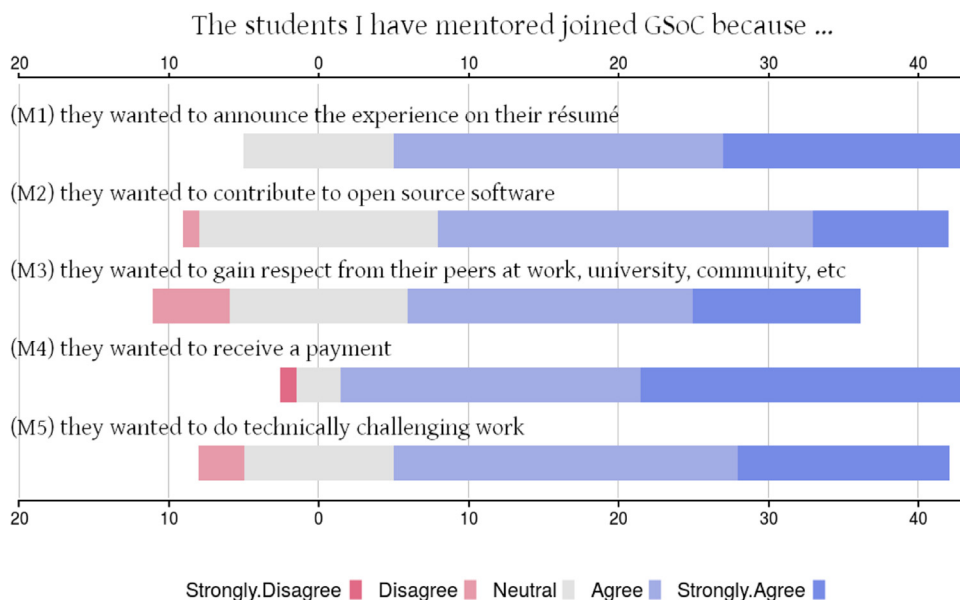


Fig. 5. Mentors' perception on the students' motivation for entering GSoC.

4.1.6. Academic

While a few students vaguely reported participating in GSoC for *academic* (7) concerns, others wanted an alternative to traditional internships (6). These students often indicated as a primary motivating factor the flexibility that GSoC offered, such as working remotely. S_{109} exemplifies these cases: “It was a good summer internship, getting good internship locally was difficult for me.” The work conditions offered by GSoC motivated another student. As S_{118} explained his interest: “[I] needed a [low-pressure] internship like this.”

Similarly, other students driven by *academic* motives mentioned the need for the accomplishment of summer projects (9). As S_{58} said: “I was looking for a summer project.” Due to the similarity, we grouped the concepts internships (6) and summer projects (9) into a single internships/summer projects (15) concept. Also, graduate students mentioned participating in the program for research purposes (4), such as S_{130} , who commented: “I was a graduate student looking for summer funding and I wanted to improve my coding for my research.”

During the interview, two students added that participation in GSoC could be used for obtaining course credits (2) in their college. As S_5 said: “There are some students I know that specifically did GSoC for the college course credit.”

4.1.7. Technical challenge

Approximately 67% of the students considered *technical challenge* essential for participation (see Q5 in Figs. 2 and 3). It was the motivation factor for which the largest number of students declared they would not enter GSoC without and that the students were least divided.

Surprisingly, analyzing our coding we found that *technical challenge* (5) was the least mentioned motivation factor (see Table 2), with only a few mentions. Still, these mentions were subtle. For instance, S_{72} said: “It’s challenging, it’s interesting, and it’s [paid].”

Answer for RQ1: Based on our data, the students typically entered GSoC for a paid experience in which they could use the practical knowledge obtained from participation for building their career portfolio. Nevertheless, some students entered mainly to be able to contribute to OSS projects.

Although it is not the focus of this research to investigate differences in students’ motivation by gender, country of residence, and education level, we offer some analysis under these perspectives. Our sample indicates that GSoC is male-oriented (as is the broader software engineering field) and our data is insufficient for segmenting by gender. We did not find significant differences in students’ motivation when we grouped the countries of residence by development level. Finally, career-driven participations seems correlated with an age group (21–25). Additional research is necessary to understand these differences.

4.2. Students’ motivations from mentors’ perspective (RQ2)

Fig. 5 depicts the mentors’ assessment on how essential the investigated motivation factors were for students to join GSoC. Similarly to Fig. 3, Fig. 6 offers additional perspectives.

4.2.1. Career building

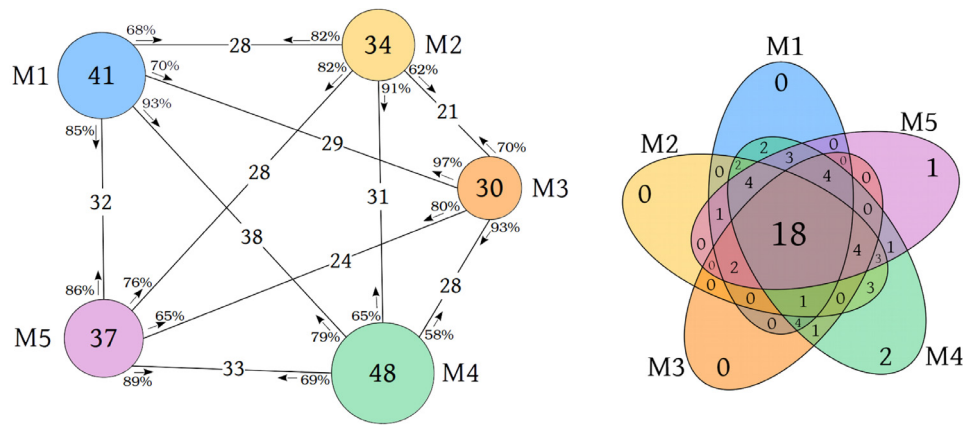
Approximately 77% of mentors agreed that students entered GSoC so they could include the experience in their CV (see M1 in Figs. 5 and 6). It is worth noting that *career building* was the only motivating factor for which no mentor disagreed that it was essential for students.

In Fig. 6a, we can observe that virtually all the mentors who agreed that *career building* was essential (M1, edge: 93%) also agreed that *stipends* were essential (M4). The remaining edges equally show that more than 2/3 of the mentors in M1 also considered the remaining motivation factors essential. Fig. 6b shows that no mentor perceived students as only trying to improve their CVs by participating in GSoC. Instead, mentors tended to assess students’ motivations as multifaceted to the point that approximately 1/3 of the mentors (18 mentors) considered all motivation factors essential for participation.

In the answers to our open-ended questions, some mentors mentioned CV improvement (9) as a motive for students to enter GSoC. As M_{36} representatively said: “They [the students] are interested in building their CV, being recognized as part of a Google’s program.”

4.2.2. Contribution to OSS

Around 64% of mentors agreed that students joined GSoC motivated by the *contribution to OSS* (see M2 in Figs. 5 and 6). While



(a) Nodes represent the number of mentors who agreed (or strongly) that a motivation was essential. Edges represent the number of mentors who agreed (or strongly) for two motivations

(b) Venn diagram representation of the surveyed mentors who agreed (or strongly) that a motivation was essential for participation

Fig. 6. Count of students' motivation according to mentors in a graph (a) and in a Venn diagram (b). Career building (M1); contribution to OSS (M2); peer recognition (M3); stipends (M4); technical challenge (M5).

contribution to OSS was the second most essential motivation factor in the students' perception, mentors' assessment was that contribution to OSS is the second least essential factor (compare Q2 in Fig. 2 to M2 in Fig. 5).

In general, mentors perceived students as contributors to OSS projects (see Table 7a and b), though in several cases mentors classified contribution frequency as rare. This perception may explain why mentors possibly underestimated (compared to the other factors) how essential contribution to OSS was for the students, since in mentors' views most students already had that experience.

We also found potential disparities among mentors' and students' perception regarding contributing to OSS before GSoC. In Table 7a, we can observe that $\approx 13\%$ of the mentors in our sample assumed that students had never contributed to OSS, while $\approx 35\%$ of the students self-reported to have never contributed to OSS before GSoC. On the other hand, while $\approx 3\%$ of the mentors reported that students were frequent contributors before GSoC (see Table 7a), 16% of the students self-reported to be frequent contributors (compare to Table 4). A similar disparity occurs when we compare the students' (Table 3 and mentors' (Table 7b) perceptions of the frequency of previous contributions to GSoC projects.

These disparities can be in part explained by the fact that the students were not necessarily first-timers, but they were active project contributors before GSoC, and started contributing to OSS/GSoC projects to increase the odds of being accepted in GSoC.

Table 7

(a) In your experience, how often were your GSoC students contributors to OSS software projects (other than their own) before the program? (b) Were they already contributors to the project you mentored before GSoC? (c) How often do students keep contributing to the projects you mentored after the program?

Responses	Count (%)	Count (%)	Count (%)
I don't know	4(6.4)	0(0.0)	1(1.9)
Never	8(12.7)	23 (43.4)	8(15.1)
Rarely	20(31.7)	14 (26.4)	16(30.2)
Occasionally	19(30.2)	14(26.4)	18(34.0)
Frequently	2(3.2)	2(3.8)	10 (18.9)
	(a)	(b)	(c)

Another possible explanation is that students' and mentors' views differed towards what they considered a frequent contributor.

Fig. 6 shows that mentors perceived a strong link between the contribution to OSS and stipends factors. We observed that 91% of the mentors who considered contribution to OSS an essential motivation factor did the same for stipends (see M2 in Fig. 6a). The remaining factors also had more than 2/3 of the mentors who considered them essential, except for peer recognition (M3).

The coding of mentors' answers revealed that interaction with the OSS community members (5) is a primary interest, even though there was a subtle mention to the OSS project itself (1) as a motive. We also found evidence that the GSoC selection process can potentially make candidates contribute to OSS projects as a means to gain acceptance in the program (1).

4.2.3. Peer recognition

Around 57% of mentors considered peer recognition an essential motivation for students, being the least essential when compared to the other factors (see M3 in Figs. 5 and 6). This finding is consistent with the students' assessment, who also ranked peer recognition the least essential motivation factor.

In Fig. 6a, we can observe that virtually every mentor who considered peer recognition essential also did the same for career building (see M3, edge: 97%) and stipends (see M3, edge: 93%), although more than 2/3 of mentors considered the other motivation factors essential. In their textual answers, mentors rarely mentioned peer recognition (2) as a motive for participating in GSoC, and we only found two subtle mentions. M₁₅: "Kudos and getting paid" and M₂₇, who was more specific: "... for bragging rights."

4.2.4. Stipends

According to mentors, the stipends were an essential motivation factor for students (see M4 in Figs. 5 and 6), with a consensus of $\approx 91\%$. We can see in Fig. 6a that most mentors classified students' motivation as a combination of stipends and other factors, typically career building ($\approx 79\%$ of cases). In Fig. 6b, we can observe that two mentors judged that stipends alone sufficed for students to enter GSoC.

The coding of mentors' answers was consistent with the previous finding, showing that the stipends (24) were the most cited motivation factor for participation (see Table 2), even though often

the mentors mentioned the *stipends* (21) broadly, without offering any context.

Nevertheless, a few mentors mentioned stipends as a source of funding (2). For instance, when M₄₀ commented on what his students were most interested in when entering GSoC: “Money. Honestly, they’re students, which I’m pretty sure is a synonym for starving and broke.” We also could find evidence for *currency conversion* (1) as a motive for participation. For example, M₁₀ said: “The money seems to be a strong incentive. Especially in countries where approx \$5,500 USD carries a lot of purchasing power.” No mentor mentioned stipends as compensation (0) as a motive.

Additionally, while several mentors who commented on stipends as a motive implied a neutral (30) or positive (1) tone in their answers, some mentors (3) indicated a negative tone. As M₂ said: “Sadly, the money”; and M₄₆: “I guess good students are more interested in learning and contributing, and not so good students by improving their CV and money”; and M₃₃, who commented: “Many of the students I have mentored (15 or so at this point?) seemed to want to do the bare minimum to pass their deadlines and get paid.” Encouragingly, we found evidence of mentors with a different experience. As M₁₁ said: “Money is a strong motivator to join the program obviously, but most of them continue contributing after that factor disappears.”

4.2.5. Technical challenge

Around 70% of mentors agreed that the *technical challenge* (2) that the GSoC projects placed on their students is something the students desired (see M₄ in Fig. 5). However, as with the students’ answers, the *technical challenge* (2) motivation factor had few mentions in mentors’ coding.

4.2.6. Academic

Many mentors mentioned that *academic* (6) concerns motivated students to enter GSoC. Except for a single generic mention to *academic* (1) as a motivation factor, mentors identified that their students entered GSoC for *course credits* (1), for *research purposes* (4), and *internship/summer projects* (4).

4.2.7. Learning

Several mentors commented that *learning* (17) plays a central role in motivating students to enter GSoC. Only a few mentors mentioned *learning* (4) broadly. More commonly, mentors linked *learning* to the acquiring of *real-world development experience* (13).

Answer for RQ2: Mentors in our sample perceive their students as entering GSoC for the technical learning, in a favorable environment, which the mentors portrayed as including stipends and mentoring, mainly for building the students’ career portfolio.

5. Discussion

Here, we review and discuss our findings. The literature on motivations to join OSS is mostly focused on contributors who are self-guided volunteers. In this research, we investigate whether the introduction of incentives offered by Summer of Code programs add new elements to the students’ motivation.

(RQ1) Our research is the first to document what motivates students to participate in Summer of Code programs (Table 2). Even if some of the factors are similar to the context in which OSS developers voluntarily contribute to OSS projects (see von Krogh et al. (2012) for a review) the contribution to the projects through Summer of Code is quite different, leading to a different prioritization of factors. Additionally, three motivating factors seem to be new:

participating in GSoC to take advantage of currency conversion; obtaining course credits, and; lowering OSS projects’ entry barriers.

(RQ2) We also document the mentors’ perception of the students’ motivations (see Table 2), which is also not targeted by previous research. Mentors provide a perspective that considers the project’s point of view, the comparison to non-GSoC newcomers, and an external view of the students’ motivation to enter Summer of Code programs. In essence, mentors perceived students’ motivation as a pursuit of tangible rewards such as stipends, and the learning of technical skills that benefit career building.

Regarding students’ retention, our findings suggest that most students do not continue contributing to GSoC projects after the program, regardless of their initial intentions (see Table 5). This finding is supported by our previous work (Silva et al., 2017), in which we found that most students stopped contributing after GSoC, while the students who remained had only a few commits to the GSoC projects. Encouragingly, as with the findings of this research (see Figs. 2 and 3), our previous work (Silva et al., 2017) indicated that some students became frequent contributors after GSoC. Thus, it seems that most students enter the program for an enriching (work) experience that cannot be detached from the name of a high profile software company (such as Google). In this sense, our findings suggest that most OSS projects can expect feature development from participating in GSoC. Furthermore, our findings suggest that students are reluctant to admit financial motivation according to mentors’ answers.

Nevertheless, we could notice that students with 2 to 5 years (61 students) of previous software development experience would still enter a hypothetical-GSoC that did not offer any stipends, as opposed to the ones with the same time experience who would not (20). In contrast, the students with 10 or more years (15 students) of prior development experience would not enter a hypothetical-GSoC with no payments, as opposed to the ones within the same experience range (5) who would still enter. Therefore, although the stipend is an important motivator, it seems to be essential for participation for students with high software development experience, while the students who lack development experience value participation in GSoC for boosting their careers.

Indeed, low retention levels (or high levels of absenteeism in some contexts) are the most expected outcome in volunteer engagement programs (see Smith (2014) for the firefighting community in the USA; (Lacetera et al., 2013) for blood donation; and Resnick and Kraut (2009); Zhu et al. (2013) for online communities). Encouragingly, regardless of their motivation for entering GSoC, students self-reported an increase of their previous contribution level to the assigned GSoC projects in ≈ 53% of cases (see Fig. 4).

Nevertheless, low retention rates may be demotivating for some mentors, mainly because they invest a lot of effort and time into mentoring. As mentioned by a mentor: “I participated in GSoC as a mentor (...) While it didn’t cost me anything in dollars, it cost me probably 200 h of my time.”¹⁵ High-quality mentoring is labor-intensive and time-consuming and, in several cases, offered by volunteer OSS project members. While offering dedicated mentorship in addition to designing a high-level Summer of Code project could potentially enrich students’ experience in contributing to OSS projects, it may have the adverse effect of lowering mentors’ motivation. This seems to be a dilemma faced by the Debian community, which decided not to participate in GSoC 2017, as shown by the following excerpt from a notification email: “Debian will not take part [in GSoC] this year. Some of our recurring mentors have shown some signs of ‘GSoC fatigue,’ (...) let’s have a summer to ourselves to recover (...) and come back next year.” As previous research

¹⁵ https://mail-archives.apache.org/mod_mbox/community-dev/rcbowen.com.

has shown that mentors themselves also face barriers (Balali et al., 2018), our findings may—to some degree—assist mentors by showing in what aspects of GSoC the students are most interested.

Our findings revealed that there are students whose primary goal was to participate in GSoC, and not necessarily to contribute to OSS projects. We speculate that these students otherwise would not have contributed to OSS projects. In addition, we conjecture that Summer of Code programs can potentially assist students in overcoming several of the onboarding barriers reported by Steinmacher et al. (Steinmacher et al. (2015b)), which can be investigated in future research.

Previous research reports positive associations between receiving stipends and participating in OSS projects (Roberts et al., 2006). However, we found that the goals among stipend-driven students can differ. While some students see the stipend as compensation for a service, others need it for living expenses or buying hardware equipment. Our findings trigger some questions for future research to understand these associations at a finer-grained level.

5.1. Implications

We list some implications of this study for different stakeholders.

OSS Projects. OSS project members should moderate their expectations about gaining long-term contributors. Although GSoC increased participation in GSoC projects in general, our findings suggest that most OSS projects did not achieve long-term contributors. Our data indicate that the OSS projects should consider GSoC as an investment in students' experience in exchange for software feature development. OSS projects should consider that most of the students in our sample intended to become frequent contributors and a significant minority were neutral (see Table 5). This intention signals that providing students with rewards (e.g., certificates of contribution) that are meaningful to their goals (e.g., career building) should increase retention (or at least participation) rates. An alternative is to reward the students with seals of contribution or certificates associated with software companies (which do not need to sponsor students), enabling them to add these to their resumé. In addition, Trainer and colleagues (Trainer et al., 2014b) reported that the development of strong ties between students and project members (especially mentors) is associated with long-term contributions. We conjecture that this scheme could also be used with applicants not accepted in GSoC. Furthermore, GSoC is very competitive from the students' perspective. Thus, OSS projects should leverage contributions by attracting newcomers before GSoC, which not only could result in more contributions but also give mentors more time to assess suitable candidates.

Students. Students who want to take part as Summers of Code participants can benefit from the results of this study in many ways. First, our results show that students are encouraged by OSS projects to get involved before the selection process, so they can showcase their abilities and willingness, which in turn increases their odds of being accepted. Second, we observed that Summers of Code bring rewards to the participants beyond stipends. Students see these programs as great opportunities to build a portfolio and jumpstart their career, as can be observed in Table 2. Participants from developing countries report that participating in a program like GSoC increases students' visibility when seeking a job in a large corporation. In addition, some students consider participating in GSoC as a chance for networking, enabling them to interact with OSS contributors and with the "top of field people," as shown in Table 2. Third, students consider Summer of Code programs a good and flexible internship. They enable students to participate in internships who, for example, cannot commute or need to help their families during summer break.

Summers of Code organizers. It is crucial that the organizers observe and value career advancements, by, for example, easing access to the participants' list and providing certificates, similar to what GSoC does. While looking online for the participants' email addresses, we analyzed the students' professional social networks profiles and noted that they indeed list the participation in GSoC as job experience. We observed that a great part of the students' motives is unrelated to the stipends (see Table 2). Therefore, existing and potential new programs could offer the students a chance to participate without offering stipends. The projects would benefit from more newcomers, and the students would benefit from the non-monetary rewards that the program offers. Since students are motivated by networking, Summers of Code programs could consider organizing regional meetups, inviting project members and participants, so they have a chance to meet the regional project members in person. Lastly, since participants come from all over the world (see statistics for 2017),¹⁶ Summer of Code organizers should consider organizing the program in different periods, or making the calendar more flexible, as this would benefit students from countries where the three-month break occurs from December to February.

Universities. Universities can also benefit from our results. Although Google does not classify GSoC as an internship,¹⁷ we evidenced that some universities use students' participation in the program to validate course credits. Thus, universities could use our results to provide incentives and support students to participate in GSoC as a way to both help the students and contribute to OSS. The students would gain coding experience in a real setting, and would be exposed to real challenges. The experience of a GSoC student could potentially enrich the experience of other students. Additionally, validating course credits would be especially interesting for universities distant from major cities, where internship possibilities do not offer the technical challenges necessary to enable students to put what they learned into practice.

Research. This work offers opportunities for researchers to extend our findings.

Legitimate Peripheral Participation (LPP). LPP is frequently used to explain how newcomers engage in OSS projects (communities of practice) (Fang and Neufeld, 2009). However, our data indicate that LPP does not precisely describe the engagement process in OSS in GSoC in at least two ways. First, LPP assumes that students and mentors share the same goals, which would be to become frequent contributors to OSS projects. However, our findings indicate that most of the students in our sample were not primarily motivated to become frequent contributors (see Table 2). Second, contributing to OSS through GSoC may change the engagement process described by LPP. In several instances, students did not start at the margin, by first observing experienced members. Instead, they were individually guided—and sponsored—to become contributors. According to LPP, by successfully contributing peripheral tasks, apprentices should be gradually legitimized by experienced members. Instead, the student-OSS-project relationship in a Summer-of-Code context is mediated by a contract. Thus, Summer-of-Code students have the time to dedicate themselves to the GSoC project, which provides them with an opportunity to develop strong social ties to mentors. Nevertheless, it is not clear from our data if relationships mediated by contracts could, in fact, legitimize students. Therefore, our findings indicate that more research is necessary to understand how students can be legitimized as project members in a Summer of Code context.

Self-Determination Theory (SDT). Deci and Ryan (1999) suggested that an understanding of the effects of (participation) rewards re-

¹⁶ <https://developers.google.com/open-source/gsoc/resources/stats#2017>.

¹⁷ <https://developers.google.com/open-source/gsoc/faq>.

quires a consideration of how the recipients (students) are likely to interpret the rewards. In particular, this interpretation is directly linked to the feelings of self-determination (autonomy) and competence (self-efficacy), which may affect intrinsic motivation. Even though we found that students' motivation comprises multiple dimensions, no research has focused on the effects of the rewards on intrinsic motivation, which several researchers consider essential in the OSS context (e.g., Lakhani and Wolf (2005); Roberts et al. (2006); Lakhani and Von Hippel (2003)).

Mentors. We observed only students' motivation. However, to the best of our knowledge, mentors' motivation remains understudied. Understanding what drives mentors to support newcomers could benefit OSS projects and newcomers. Furthermore, it would be interesting to create an array of strategies that mentors use to deal with common problems such as candidates' selection, project creation, mentoring guidelines, and others.

Demographics. Researchers could study students' demographics and how (or whether) potential differences influence students' motivation and contribution. Additional research is necessary to understand how companies consider participation in Summers of Code in their hiring processes.

6. Limitations

This research has limitations, as described in the following.

Internal validity. Surveys are typically subject to *sampling bias*, namely *self-selection bias*, which could distort our sample towards the students and mentors who chose to participate. Also, our sample of students and mentors is not sufficiently large for statistically grounded inferences. These threats could result in a biased sample, in which case it would not be representative of the actual population of students and mentors. Nevertheless, our focus is not on understanding how generalizable the motivation factors we found are but on identifying them.

Also, *social desirability* can affect our data. For example, our data include negative viewpoints of students towards stipend-driven participation, which could indicate that a more significant number of students can perceive this factor as undesirable, underreporting (consciously or not) how essential the stipends were for their engagement.

Another threat is the data classifications' subjectivity. We used coding procedures to mitigate this threat, given that our findings are grounded in the data collected. Additionally, we discussed the analysis process, codes, concepts, categories, and the findings among the authors to promote a better validation of the interpretations through agreement. Moreover, the data collected via Likert-scale in the survey and follow-up interviews confirmed our coding scheme.

External validity. The main limitation affecting external validity is our focus on GSoC. Also, we only investigated the GSoC editions from 2010 to 2015. Also, as few respondents identified themselves as female or other, our results may be biased towards males. Although we are confident that most of our results are also valid in other settings, we leave this investigation to future research.

7. Conclusion

In this paper, we investigated what motivates students to participate in Google Summer of Code (GSoC). More specifically, we surveyed 141 students and 53 mentors that participated in different GSoC editions, followed by ten confirmatory interviews.

Our findings suggest that students typically participate in GSoC to gain work experience, rather than with the intention to become a frequent OSS contributor. We also revealed that the students considered essential for participation: *technical challenge, contributing to OSS, build their careers, stipends, peer recognition, learning*, and

academic concerns. From the mentors' perspective, students' motivation is mostly related to tangible rewards, such as stipends and technical learning that can benefit career building. In general, we found that participation in Summers of Code provided some OSS projects with new collaborators, even though this is not the typical scenario. OSS projects can use our findings to design strategies to increase attractiveness and retention.

We plan to extend the analysis of our data in different ways. In this work, we performed the *open coding* and *axial coding* to analyze the students' and mentors' answers. Our future work includes performing *theory building*, which is the last step of the grounded theory procedures (Charmaz, 2006), and validating the theory with students who did not participate in Summer of Code programs. Also, we plan to deepen the quantitative analysis of our data, which includes collecting additional data and exploring whether our findings differ concerning the country, age, and previous development experience.

Acknowledgment

This work is partially supported by the CNPq (430642/2016-4); FAPESP (grant 2015/24527-3); and the National Science Foundation (Grant numbers 1815503 and 1900903).

References

- Balali, S., Steinmacher, I., Annamalai, U., Sarma, A., Gerosa, M.A., 2018. Newcomers' Barriers...is that all? An analysis of mentors' and newcomers' barriers in OSS projects. *Comput. Support. Coopera. Work (CSCW)* 27 (3–6), 679–714.
- Beecham, S., Baddoo, N., Hall, T., Robinson, H., Sharp, H., 2008. Motivation in software engineering: a systematic literature review. *Inform. Softw. Technol.* 50 (9–10), 860–878.
- Benbya, H., Belbaly, N., 2010. Understanding Developers' motives in open source projects: a multi-theoretical framework. *Commun. Assoc. Inform. Syst.* 27 (October), 589–610.
- Bitzer, J., Schrettl, W., Schröder, P., 2007. Intrinsic motivation in open source software development. *J. Comparat. Econ.* 35 (1), 160–169.
- Charmaz, K., 2006. *Constructing Grounded Theory*. SAGE Publications, London, UK.
- Colazo, J., Fang, Y., 2009. Impact of license choice on open source software development activity. *J. Am. Soc. Inform. Sci. Technol.* 60 (5), 997–1011.
- Creswell, J.W., 2012. *Educational Research: Planning, Conducting, and Evaluating Quantitative and Qualitative Research*, 4th ed Pearson.
- David, P.A., Shapiro, J.S., 2008. Community-Based production of open source software: what do we know about the developers who participate? *Inform. Econ. Policy* 20 (4), 364–398.
- Deci, E.L., Ryan, R.M., 1999. A meta-analytic review of experiments examining the effects of extrinsic rewards on intrinsic motivation.. *Psychol. Bull.* 125 (6), 627–668.
- Ducheneaut, N., 2005. Socialization in an open source software community: a socio-Technical analysis. *Comput. Support. Coopera. Work* 14 (4), 323–368.
- Fagerholm, F., Guinea, A.S., Münch, J., Borenstein, J., 2014. The role of mentoring and project characteristics for onboarding in open source software projects. In: 8th International Symposium on Empirical Software Engineering and Measurement - ESEM '14, pp. 1–10.
- Fang, Y., Neufeld, D., 2009. Understanding sustained participation in open source software projects. *J. Manag. Inform. Syst.* 25 (4), 9–50.
- Fink, A.G., 1995. *How to Ask Survey Questions*, vol 2 SAGE Publications, Inc.
- Ghosh, R.A., 2005. Understanding free software developers: findings from the FLOSS study. *Perspect. Free Open Source Softw.* 23–45.
- Hann, I.-H., Roberts, J., Slaughter, S., Fielding, R., 2002. Economic Incentives for Participating Open Source Software Projects. In: 23th International Conference on Information Systems (ICIS).
- Hars, A., Ou, S., 2002. Working for free? Motivations of participating in open source projects. *Intl J. Electron. Comm.* 6, 25–39.
- Haruvy, E., Prasad, A., Sethi, S., 2003. Harvesting altruism in open-Source software development. *J. Optimiz. Theory Appl.* 118 (2), 381–416.
- Hippel, E.V., Krogh, G.V., 2003. Open source software and the "private-Collective" innovation model: issues for organization science. *Organ. Sci.* 14 (2), 209–223.
- Krishnamurthy, S., Ou, S., Tripathi, A., 2014. Acceptance of monetary rewards in open source software development. *Res. Policy* 43 (4), 632–644.
- von Krogh, G., Haefliger, S., Spaeth, S., Wallin, M.W., 2012. Carrots and rainbows: motivation and social practice in open source software development. *MIS Q.* 36 (2), 649–676.
- Lacetera, N., Macis, M., Slonim, R., 2013. Economic rewards to motivate blood donations. *Science* 340 (6135), 927–928.
- Lakhani, K.R., Von Hippel, E., 2003. How open source software works: "free" user-to-user assistance. *Res. Policy* 32 (6), 923–943.

- Lakhani, K.R., Wolf, R.G., 2005. Why hackers do what they do: understanding motivation and effort in free/open source software projects. In: *Perspectives on Free and Open Source Software*. MIT Press, p. 570.
- Lave, J., Wenger, E., 1991. *Situated Learning: Legitimate Peripheral Participation*. Cambridge University Press.
- Luthiger, B., Jungwirth, C., 2007. Pervasive fun. *First Monday* 12 (1), 5.
- Mason, M.M., 2012. Motivation, satisfaction, and innate psychological needs. *International Journal of Doctoral Studies* 7, 259–277.
- Meirelles, P., Santos Jr, C., Miranda, J., Kon, F., Terceiro, A., Chavez, C., 2010. A study of the relationships between source code metrics and attractiveness in free software projects. In: *24th Brazilian Symposium on Software Engineering, SBES 2010*. IEEE, Salvador, Brazil, pp. 11–20.
- Merriam, S.B., 2009. *Qualitative Research: A Guide to Design and Implementation*, 1, 3rd Jossey-Bass.
- Resnick, P., Kraut, R.E., 2009. *Building Successful Online Communities: Evidence-Based Social Design*. The MIT Press.
- Roberts, J., Hann, I.-H., Slaughter, S., 2006. Understanding the motivations, participation, and performance of open source software developers: A Longitudinal study of the apache projects. *Manag. Sci.* 52 (7), 984–999.
- Santos, C., Kuk, G., Kon, F., Pearson, J., 2013. The attraction of contributors in free and open source software projects. *J. Strateg. Inform. Syst.* 22 (1), 26–45.
- Schilling, A., Laumer, S., Weitzel, T., 2011. Is the Source Strong With You? A Fit Perspective To Predict Sustained Participation of FLOSS Developers. In: *32nd International Conference on Information Systems*.
- Schilling, A., Laumer, S., Weitzel, T., 2012a. Train and retain: the impact of mentoring on the retention of FLOSS developers. In: *50th annual conference on Computers and People Research*. ACM Press, p. 79.
- Schilling, A., Laumer, S., Weitzel, T., 2012b. Who Will Remain? An Evaluation of Actual Person-Job and Person-Team Fit to Predict Developer Retention in FLOSS Projects. In: *Annual Hawaii International Conference on System Sciences (HICSS)*, pp. 3446–3455.
- Scott Rigby, C., Deci, E.L., Patrick, B.C., Ryan, R.M., 1992. Beyond the intrinsic-extrinsic dichotomy: self-determination in motivation and learning. *Motiv. Emot.* 16 (3), 165–185.
- Shah, S.K., 2006. Motivation, governance, and the viability of hybrid forms in open source software development. *Manag. Sci.* 52 (7), 1000–1014.
- Sholler, D., Steinmacher, I., Ford, D., Averick, M., Hoye, M., Wilson, G., 2019. Ten simple rules for helping newcomers become contributors to open projects. *PLOS Comput. Biol.* 15 (9), e1007296.
- Silva, J.O., Wiese, I., German, D., Steinmacher, I., Gerosa, M.A., 2017. How long and how much : what to expect from summer of code participants? In: *33rd International Conference on Software Maintenance and Evolution (ICSME)*, p. 10.
- Smith, E., Loftin, R., Murphy-Hill, E., 2013. Improving developer participation rates in surveys. *6th International Workshop on Cooperative and Human Aspects of Software Engineering (CHASE)*.
- Smith, M.R., 2014. *Capella University Ph.D. thesis*.
- Spaeth, S., Haefliger, S., Krogh, G.V., 2008. Communal resources in open source development. *Inform. Res.* 13 (1).
- Steinmacher, I., Conte, T., Gerosa, M.A., Redmiles, D., 2015a. Social barriers faced by newcomers placing their first contribution in Open Source Software projects. In: *ACM Conference on Computer-Supported Cooperative Work & Social Computing*. ACM, pp. 1379–1392.
- Steinmacher, I., Gerosa, M.A., Redmiles, D.F., Conte, T., Gerosa, M.A., Redmiles, D.F., 2015b. Social barriers faced by newcomers placing their first contribution in open source software projects. In: *18th ACM Conference on Computer Supported Cooperative Work & Social Computing - CSCW '15*, pp. 1379–1392.
- Stewart, K.J., Gosain, S., 2006. The impact of ideology on effectiveness in open source software development teams. *MIS Q.* 30 (2), 291–314.
- Strauss, A., Corbin, J.M., 1998. *Basics of Qualitative Research: Techniques and Procedures for Developing Grounded Theory*, 2nd SAGE Publications.
- Tirole, J., Lerner, J., 2002. Some simple economics of open source. *J. Ind. Econ.* 50 (2), 197–234.
- Trainer, E.H., Chaihirunkarn, C., Herbsleb, J.D., 2014a. The big effects of short-term efforts: mentorship and code integration in open source scientific software. *J. Open Res. Softw.* 2 (1), e18.
- Trainer, E.H., Chaihirunkarn, C., Kalyanasundaram, A., Herbsleb, J.D., 2014b. Community code engagements: summer of code & hackathons for community building in scientific software. In: *18th International Conference on Supporting Group Work (GROUP)*, pp. 111–121.
- Trainer, E.H., Kalyanasundaram, A., Chaihirunkarn, C., Herbsleb, J.D., 2016. How to Hackathon: Socio-technical Tradeoffs in Brief, Intensive Collocation. In: *19th ACM Conference on Computer-Supported Cooperative Work & Social Computing - CSCW '16*, pp. 1116–1128.
- Von Krogh, G., Spaeth, S., Lakhani, K.R., 2003. Community, joining, and specialization in open source software innovation: a case study. *Res. Policy* 32 (7), 1217–1241.
- Wang, T., Zhang, Y., Yin, G., Yu, Y., Wang, H., 2018. Who Will Become a Long-Term Contributor ? A Prediction Model based on the Early Phase Behaviors. In: *10th Asia-Pacific Symposium on Internetware - Internetware'18*, pp. 1–10.
- Steinmacher, I., Wiese, I. S., Conte, T., Gerosa, M. A., Redmiles, D., 2014. The hard life of open source software project newcomers. In: *7th International Workshop on Cooperative and Human Aspects of Software Engineering - CHASE'14*, pp. 72–78.
- Zhou, M., Mockus, A., 2012. What make long term contributors: willingness and opportunity in OSS community. In: *ICSE '12 34th International Conference on Software Engineering, Zurich, Switzerland*, pp. 518–528.
- Zhu, H., Zhang, A., He, J., Kraut, R.E., Kittur, A., 2013. Effects of peer feedback on contribution : a field experiment in wikipedia. In: *CHI '13 SIGCHI Conference on Human Factors in Computing Systems*, pp. 2253–2262.

Jefferson O. Silva completed a Ph.D. in Computer Science at the Institute of Mathematics and Statistics at the University of São Paulo (USP) in 2019. He studies the intersection between developers' motivation and participation in open source software projects. He is also a professor at the Pontifical Catholic University of São Paulo (PUC-SP) in the Computer Science Department. Moreover, he is a researcher at the Brazilian Network Information Center (NIC.br) at the Web Studies Center (Ceweb.br).

Igor Wiese completed a Ph.D. in Computer Science at the Institute of Mathematics and Statistics at the University of São Paulo in 2016. Currently, I am an Adjunct Professor at the Federal University of Technology - Paraná (UTFPR), Brazil, working in the Academic Department of Computing (DACOM), where he develops his research in the Software Engineering and Collaborative Systems Research Lab. He is also a member of the Software Engineering and Collaborative Systems Research Group from University of São Paulo, and the Research Group on Information Systems from State University of Maringá (UEM).

Daniel M German is a professor in the department of computer science at the University of Victoria (UVic). His main area of research is software engineering. In particular, software evolution, open source and intellectual property.

Christoph Treude is a faculty member and an ARC DECRA Fellow in the School of Computer Science at the University of Adelaide, Australia. He received his Diplom degree from the University of Siegen, Germany, and his Ph.D. degree in Computer Science from the University of Victoria, Canada.

Marco A. Gerosa is an Associate Professor at the Northern Arizona University. He researches Software Engineering and CSCW. Recent projects include the development of tools and strategies to support newcomers onboarding to open source software communities and the design of chatbots for tourism. He published more than 200 papers, and his production has an impact factor of 29 (Google Scholar). He serves on the program committee (PC) of important conferences, and as a reviewer for several journals.

Igor Steinmacher completed a Ph.D. in Computer Science at the Institute of Mathematics and Statistics at the University of São Paulo in 2015. Currently, he is an Assistant Professor at the School of Informatics, Computing and Cyber Systems at Northern Arizona University, away from his duties as Assistant Professor at the Federal University of Technology - Paraná (UTFPR), Brazil. He is also a member of the Software Engineering and Collaborative Systems Research Group from the University of São Paulo, and the Research Group on Information Systems from State University of Maringá (UEM).